



## 2 T o n   C a p a c i t y

### Type and Size (L x W x H) :


- **AI20-2540 W9** : 250( x 90 x 400cm
- **AI20-2540 W10** : 250 x 100 x 400cm
- **AI20-2540 W12** : 250 x 120 x 400cm
- **AI20-2740 W9** : 270 x 90 x 400cm
- **AI20-2740 W10** : 270 x 100 x 400cm
- **AI20-2740 W12** : 270 x 120 x 400cm

### Why AYORACK AI20 Series?

AI20 Series is made up of 3 basic parts: frames , beams , and support bar.

And we only use **BOX BEAMS design** to provide superior strength structures, also with extra **SUPPORT BAR (5 - 6 Pcs)** for each layer to create the safest and compact pallet racking system.

DUAL LAYERS /  
BEAM BOX



EXTRA SUPPORT  
BAR 5-6PCS



AUTOMATIC  
POWDER COATING



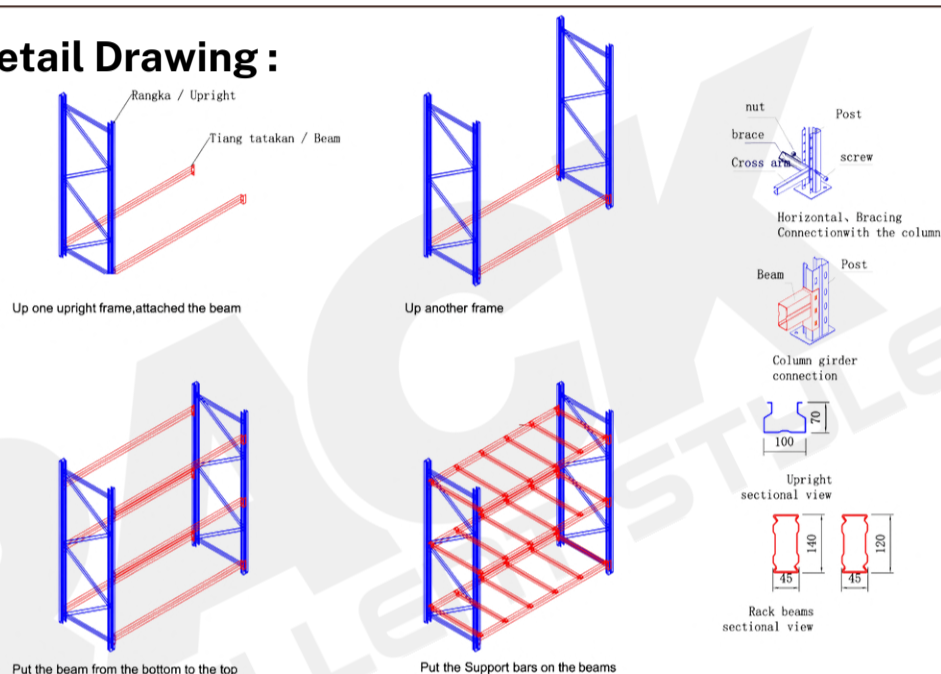
### STARTER

Included :

- 2 Pcs Frame (100\*70\*2.0mm)
- 6 Pcs Beam for L 250cm (120\*45\*1.5mm)
- 6 Pcs Beam for L 270cm (140\*45\*1.5mm)
- 15 Pcs Support Bar for L 250cm
- 18 Pcs Support Bar for L 270cm (60\*40\*1.5mm)
- 12 Pcs Safety Pin

**STARTER** unit rack is the primary or central component of the rack structure. It serves as the first starting rack that provides stability and support for the entire system.

### Detail Drawing :




### JOINTER

Included :

- 1 Pcs Frame (100\*70\*2.0mm)
- 6 Pcs Beam for L 250cm (120\*45\*1.5mm)
- 6 Pcs Beam for L 270cm (140\*45\*1.5mm)
- 15 Pcs Support Bar for L 250cm
- 18 Pcs Support Bar for L 270cm (60\*40\*1.5mm)
- 12 Pcs Safety Pin

**JOINTER** unit rack is an extender rack connected to the Starter unit to form a row, this Joiner cannot stand alone as it consists of only 1 support column.



### Extra Layer

Included :

- 2 Pcs Beam for L 250cm (120\*45\*1.5mm)
- 2 Pcs Beam for L 270cm (140\*45\*1.5mm)
- 5 Pcs Support Bar for L 250cm
- 6 Pcs Support Bar for L 270cm (60\*40\*1.5mm)
- 4 Pcs Safety Pin

**EXTRA LAYER** unit is an additional layer that can be added to the existing rack, This can be beneficial for increasing storage capacity and organizing goods more efficiently.