


# AL2 Series

**AYORACK**  
MORE SPACE EXCELLENT STYLE



 **200kg/Layer**

 Secure with Stable and Stronger design

 Boltless Easy Install & Re-arrange

 Powder Coated Finishing

## Starter Include :

- 1 Set / 2pcs Frame
- 4 Sets / 8pcs Beam
- 4 Sets / 8pcs Plate
- 16pcs Safety Pin

## Jointer Include :

- 1 pc Frame
- 4 Sets / 8pcs Beam
- 4 Sets / 8pcs Plate
- 16pcs Safety Pin


Introducing the AYORACK Multi-function Warehouse Rack, the perfect storage solution for all your needs. With the AL2 series and a capacity of 200kg per layer, it's the smallest and most economical choice available in the market. Whether for commercial or residential use, this rack is applicable for all segments, making it the ideal choice for businesses and homes alike.

What sets the AYORACK Multi-function Warehouse Rack apart is its lab-tested and verified quality. It has been tested by an authorized laboratory to meet national standards, ensuring the safety and durability of your storage system. With the AYORACK Multi-function Warehouse Rack, you can trust that your items will be stored securely and in an organized manner.

Say goodbye to cluttered spaces and storage issues with the AYORACK Multi-function Warehouse Rack. Its compact size and multi-functional design allow it to fit in any space, while its affordable price makes it accessible to everyone. Invest in a storage solution that will last you for years to come - choose the AYORACK Multi-function Warehouse Rack.



Simple Setup



Seamless Access



Premium Grade Material

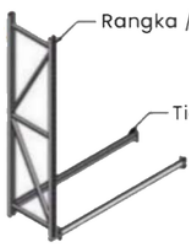


Integrated Design for Jointing



Type	Dimension (mm)			Max load /Layer	Thickness (mm)		
	Length	Width	Height		Frame	Beam	Plate
AL2-2020S	2000	600	2000	200Kg	0.6	0.6	0.3
AL2-2020J	1940	600	2000				

Rangka / Upright

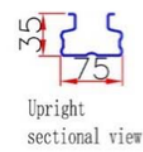


Tiang tatakan / Beam

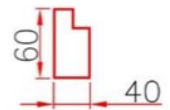
Up one upright frame, attached the beam




Up another frame



Upright sectional view



Rack beams sectional view

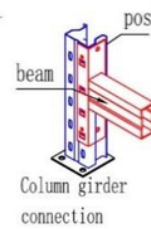


Put the beam from the bottom to the top

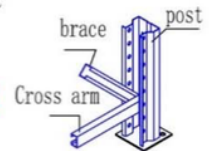
Tatakan / Layer



Put the shelves one the beam



Column girder connection



Horizontal, Bracing Connection with the column

Material Sectional View diagram

**AL2 Series**

**MORE SPACE EXCELLENT STYLE**