


AL3 Series

AYORACK
MORE SPACE EXCELLENT STYLE



KG 300kg/Layer



Secure with Stable
and Stronger design



Boltless Easy Install
& Re-arrange



Powder Coated
Finishing

Starter Include :

- 1 Set / 2pcs Frame
- 4 Sets / 8pcs Beam
- 4 Sets / 8pcs Plate
- 16pcs Safety Pin

Jointer Include :

- 1 pc Frame
- 4 Sets / 8pcs Beam
- 4 Sets / 8pcs Plate
- 16pcs Safety Pin

Introducing the AYORACK AL3 Series Multi-Function Warehouse Rack, the perfect storage solution for your home or business. With two height models available, this warehouse rack can accommodate a variety of storage needs. The AYORACK AL3 Series is built with industrial standard materials, making it one of the most durable and reliable options on the market.

This warehouse rack can hold up to 300kg per layer, providing you with ample storage space for all your needs. The boltless design makes it incredibly easy to set up and re-arrange, while the grey and white colors ensure that it will fit seamlessly into any environment. Whether you're looking for a storage solution for your home, office, or industrial space, the AYORACK AL3 Series has got you covered.

At AYORACK, we are committed to providing our customers with high-quality, safe, and efficient storage solutions. With the AYORACK AL3 Series, you can rest assured that you're investing in a product that is built to last. With its practical design, high-quality materials, and ease of use, the AYORACK AL3 Series is a must-have for anyone looking to increase their storage efficiency. Invest in AYORACK today and experience the difference for yourself!



Simple Setup



Seamless Access




Premium Grade Material



Integrated Design
for Jointing

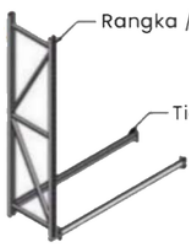
Starter



Jointer

Type	Dimension (mm)			Max load /Layer	Thickness (mm)		
	Length	Width	Height		Frame	Beam	Plate
AL3-2020S	2000	600	2000	300Kg	0.8	0.8	0.4
AL3-2025S	2000	600	2500				
AL3-2020J	1940	600	2000				
AL3-2025J	1940	600	2500				

Rangka / Upright

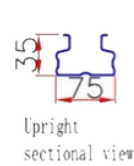


Tiang tatakan / Beam

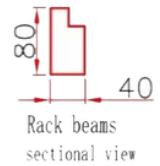
Up one upright frame, attached the beam



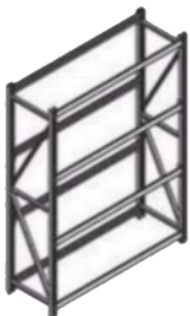
Up another frame



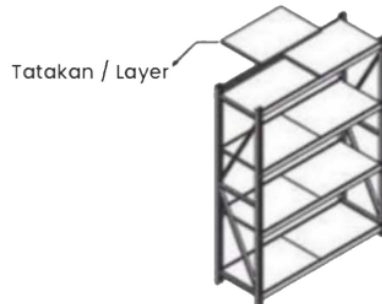
Upright sectional view



Rack beams sectional view

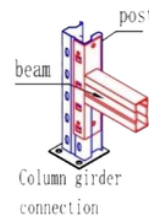


Put the beam from the bottom to the top

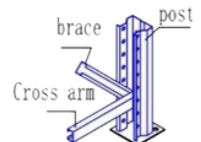


Tatakan / Layer

Put the shelves one the beam



Column girder connection



Horizontal, Bracing Connection with the column

Material Sectional View diagram

AL3 Series

MORE SPACE EXCELLENT STYLE